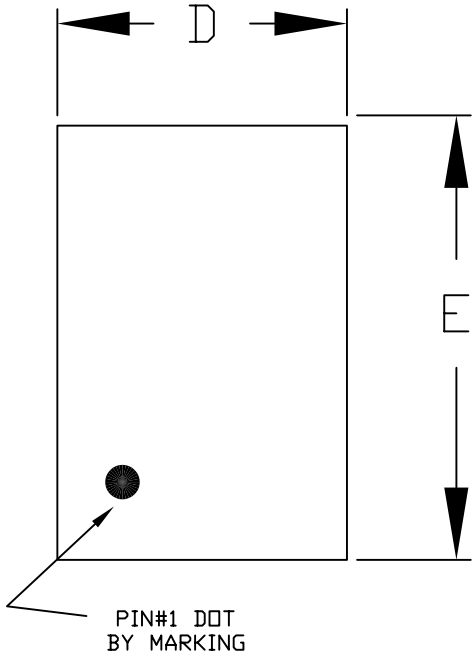

TOP VIEW

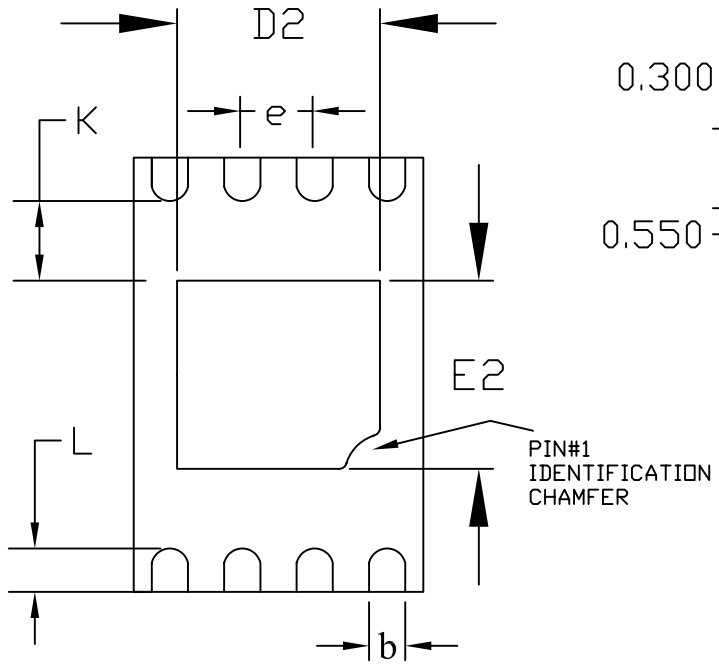

BOTTOM VIEW

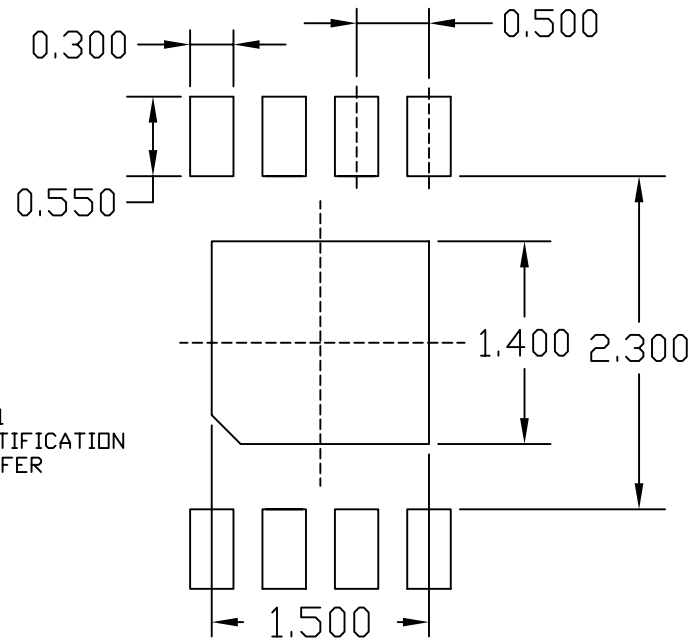

RECOMMENDED
LAND PATTERN

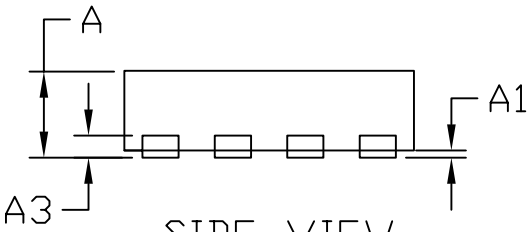

SIDE VIEW

SYMBOLS	DIMENSIONS IN MILLIMETERS			DIMENSIONS IN INCHES		
	MIN	NOM	MAX	MIN	NOM	MAX
A	0.50	0.55	0.60	0.020	0.022	0.024
A1	0.00	——	0.05	0.000	——	0.002
b	0.18	0.25	0.30	0.007	0.010	0.012
A3	0.152 REF.			0.006 REF		
D	2.00 BSC			0.079 BSC		
D2	1.25	1.40	1.50	0.049	0.055	0.059
E	3.00 BSC			0.118 BSC		
E2	1.15	1.30	1.40	0.045	0.051	0.055
e	0.50 BSC			0.020 BSC		
K	0.40	——	——	0.016	——	——
L	0.20	0.30	0.40	0.008	0.012	0.016

NOTE
1. Controlling dimension is MM.
2. Drawing is not to scale.

		DOC NO.	QRA-310-006		
TITLE	8L 2x3mm UDFN Package Outline	REV.	1.0	DATE	01/13/2010